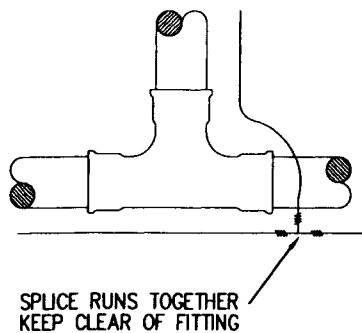
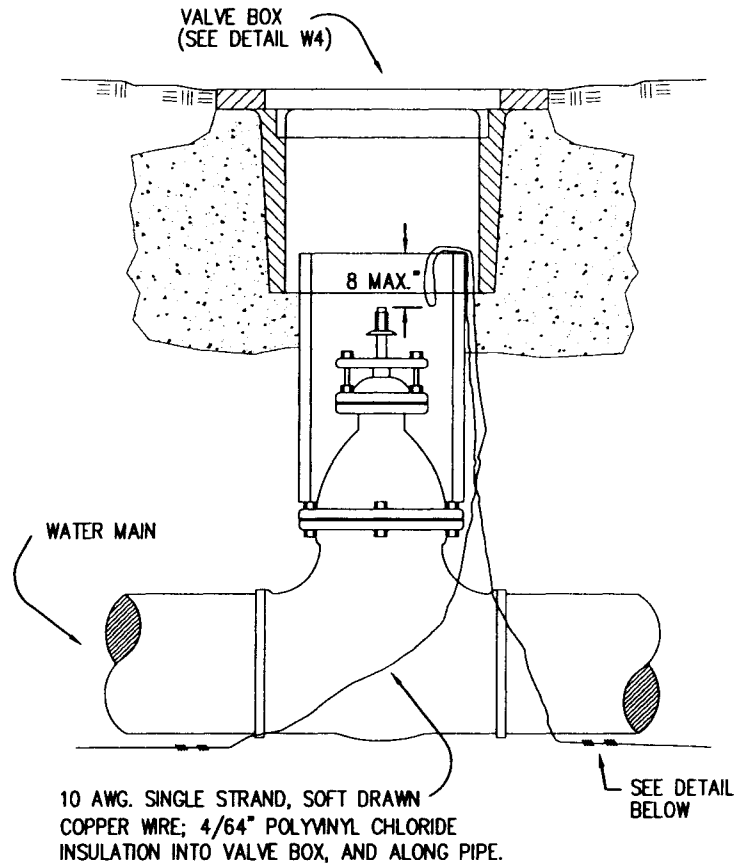


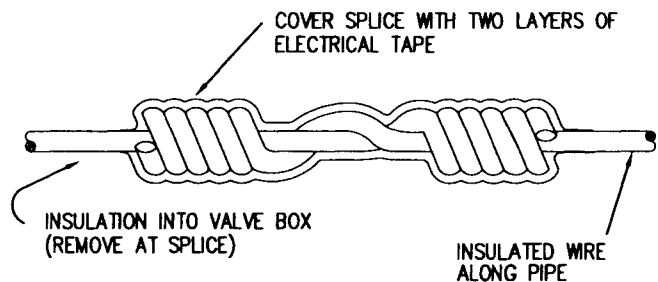
TYPICAL LAYOUT



SPLICE RUNS TOGETHER
KEEP CLEAR OF FITTING



10 AWG. SINGLE STRAND, SOFT DRAWN
COPPER WIRE; 4/64" POLYVINYL CHLORIDE
INSULATION INTO VALVE BOX, AND ALONG PIPE.



SPLICE DETAIL

NOTES:

1. WIRE TO BE CONTINUOUS BETWEEN VALVE BOXES.
2. LOCATING WIRE TO BE LAID AT BOTTOM OF TRENCH, NEXT TO PIPE.
3. LOCATING WIRE SHALL BE TESTED AND IN WORKING ORDER AFTER ALL UNDERGROUND WORK IS DONE, AND PRIOR TO STREET PAVING.

LOCATING WIRE FOR WATER MAINS AND SERVICES

DATE	REVISIONS	BY

CITY OF YUBA CITY	
STANDARD DETAIL	
W5	
<i>[Signature]</i>	7/21/09
APPROVED	DATE